

Journi

Road Safety Education

**Information Pack
for Schools**



**Queensland
Government**

About Journi



Travelling on the road can be one of the riskiest things that children do each day. Regrettably, road transport crashes are a leading cause of childhood death in Australia. Children and youth represent approximately 24 per cent of lives lost on Queensland's roads. Becoming safe road users starts from an early age, which is why it is important to educate our young road users on how to interact with the road as safely as possible.

This is why the Department of Transport and Main Roads has developed Journi – a road safety curriculum resource for Year 5 and 6 students, intended to be used in the classroom.

Journi is aligned to content within the Health and Physical Education, and Digital Technologies learning areas of the Australian Curriculum. The program covers fundamental road safety capabilities, aiming to give students critical life skills when on the road, and future skills they can use in the classroom.

In this information pack you will find:

- a **three-page factsheet** about Journi;
- **Frequently Asked Questions**; and
- a **compelling list of reasons** your school should try Journi.

Contact

If you'd like to contact us about Journi, please email any queries, concerns or feedback to journi@tmr.qld.gov.au

Fact Sheet

What is Journi?

The Department of Transport and Main Roads (TMR) has developed Journi, an interactive website designed to support Queensland teachers implement the Australian Curriculum and deliver age-appropriate road safety education in classrooms.

The Journi program has been designed for students in Years 5 and 6. In the 10-12 year age range, children are becoming more independent, and may begin riding their bikes or using public transport more. Children within this age group may also be starting to use mobiles, or other electronic devices.

Journi provides children with practical skills required to keep themselves safe around the road.

How will Journi be implemented and how can I get involved?

Journi is now live! If you are a Queensland teacher with a Year 5 or 6 class, TMR would love for you to try it out and tell us what you think!

You can access Journi by going to: journi.tmr.qld.gov.au

If you are interested in providing feedback on Journi, please let us know at journi@tmr.qld.gov.au and we will send you a link.

How is Journi linked to the Australian Curriculum?

- Digital Technologies (ACTDIP016, ACTDIP018, ACTDIP019, ACTDIP020)
- Health and Physical Education (ACPPS057, ACPPS054, ACPPS056, ACPPS057)

Why teach road safety in schools?

Road trauma is a leading cause of death of Queensland children and youth. Road safety education plays an important role in shaping the attitudes, perceptions and behaviour of children and youth.

As a part of TMR's efforts to improve road safety education, Journi has been developed as an interactive online program targeted to children aged 10-12 years. This is a formative period in which children learn critical life skills.

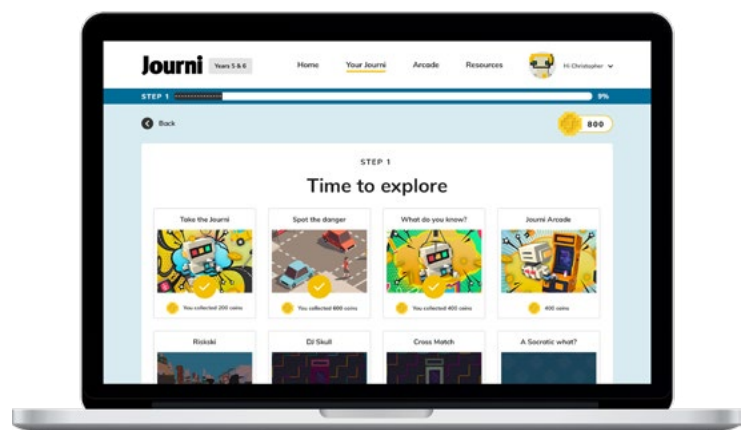


How do students navigate through Journi?

This is Roadbot. He features in videos, games and activities. Roadbot also rewards students as they complete the program and play games.

Roadbot also help students:

- develop information and communication technology skills
- improve literacy and numeracy
- think about their own and others' health, wellbeing and safety



Year 5 and 6 teachers – take your students on a Journi

Fact Sheet

What are the technical requirements?

Journi is an interactive website with separate, secure login for teachers and students. It requires a stable internet connection.

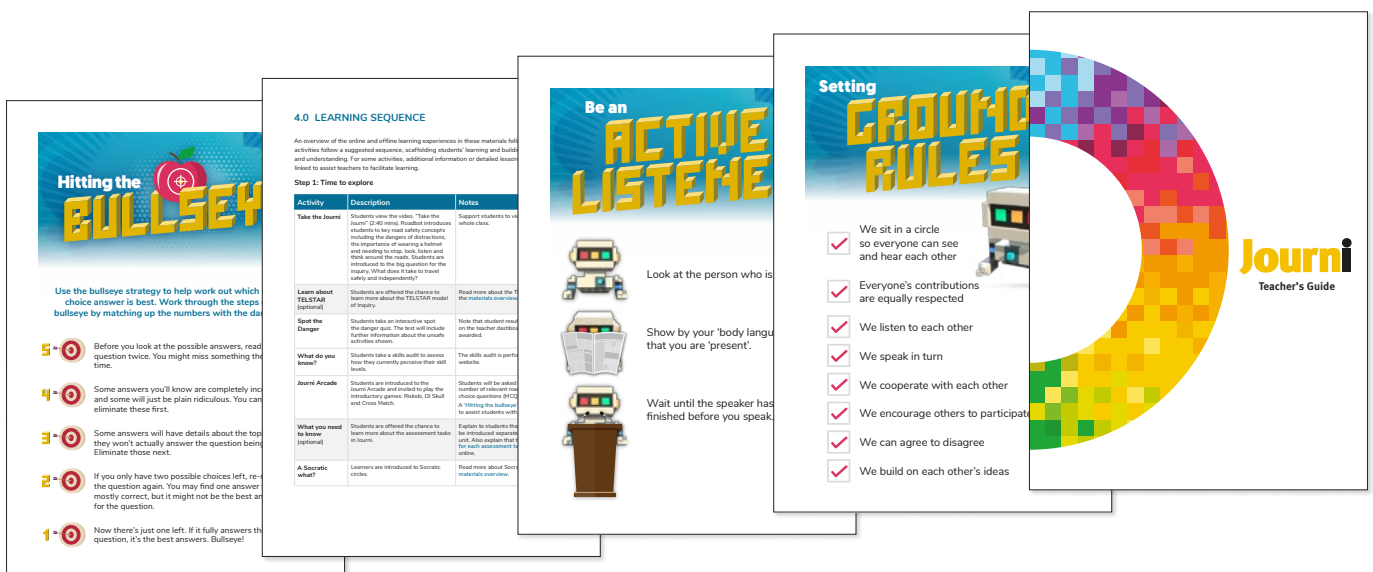
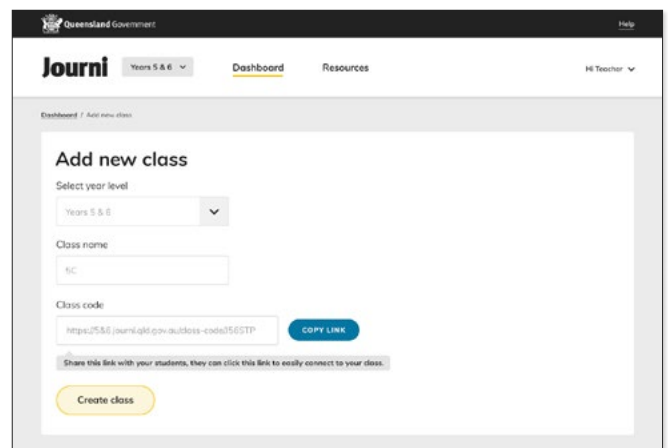
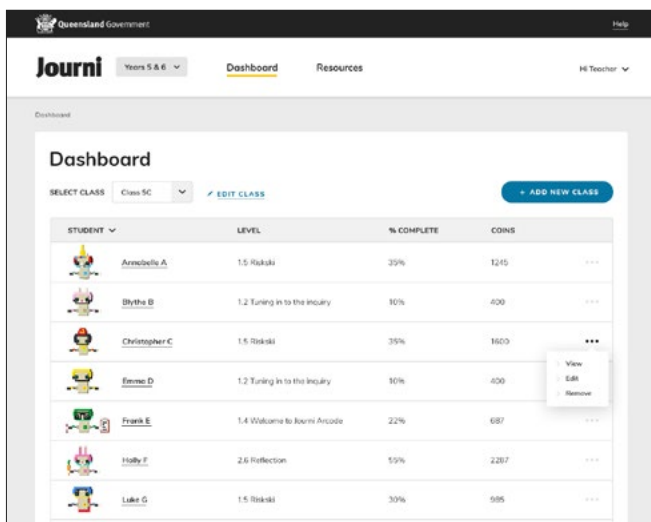
Journi is designed for desktops and notebooks. Please note that tablets are not currently supported. Journi works best in Google Chrome, Microsoft Edge, Mozilla Firefox or Apple Safari.

Journi is compatible with legacy browsers, such as Microsoft Internet Explorer, but the program will not have full functionality.

What resources are provided for teachers?


Resources available for teachers to assist with the use of Journi in the classroom include:

- A teacher dashboard to monitor class progress
- A teacher's guide, including detailed links to the Australian Curriculum content descriptions and achievement standards, and suggestions for lesson planning
- Support for classroom discussions and activities
- Online resources and materials.



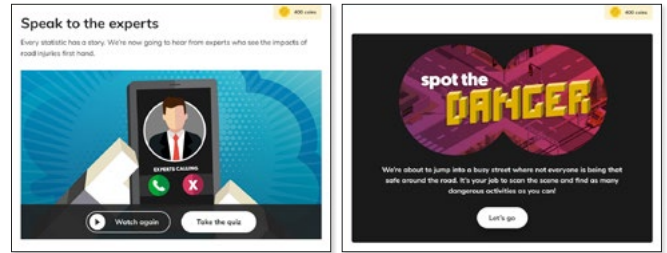
Try the new road safety curriculum resource

Fact Sheet



What are the student activities?

- 'Spot-the-danger' quiz
- Three games with road safety messages, followed by quizzes
- Analysis of social marketing messages – as a persuasive text
- Videos featuring experts in statistics, games design, trauma surgery and neurosurgery to link the program activities to real life issues



Is assessment included?

Journi has two assessment pieces to provide students with opportunities to demonstrate their learning. Students will:


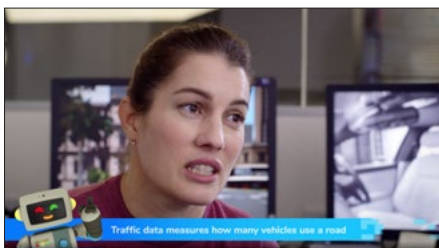
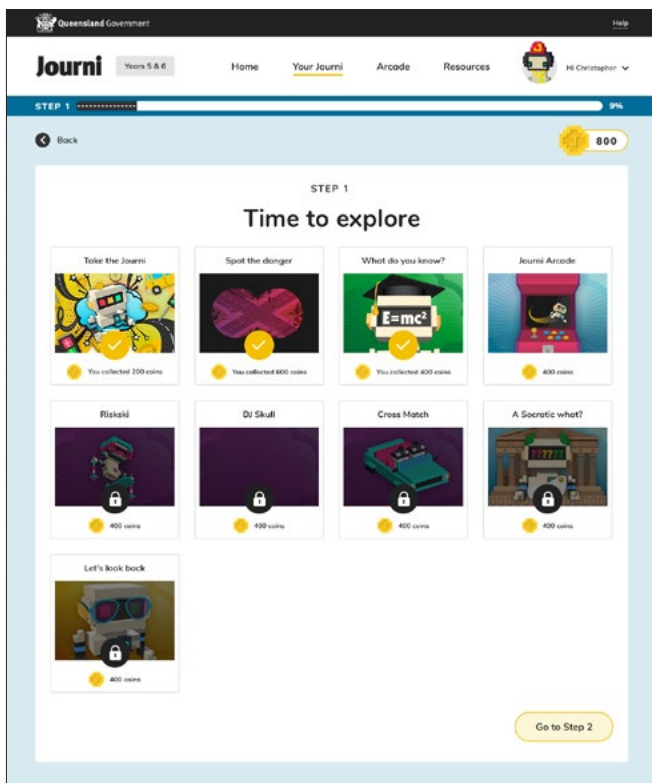
- Design and implement a survey to collect data about a road safety issue important to their community
- Design an infographic to communicate their survey findings
- Have a choice of coding a digital game using the 'Scratch' program or creating an interactive digital quiz using Microsoft PowerPoint

Will the program be evaluated?

A pilot evaluation will be conducted to provide valuable information for the ongoing success of the program.

TMR would like to draw upon your expertise to tell us about the strengths of the program and what needs to improve.

If you are interested in contributing your views about how the program worked in your classroom, please contact TMR at journi@tmr.qld.gov.au



Go to journi.tmr.qld.gov.au to try Journi today

Frequently asked questions

The Queensland Government has adopted a whole-of-life approach to road safety education. As part of this commitment, a digital education resource called Journi has been developed for use by teachers, parents and students.

The Journi program is designed to increase the knowledge and skills of young people around safe road use and their travel practices. It has been designed to support Queensland teachers to implement the Australian Curriculum, while engaging students in meaningful learning.

What is Journi?

Journi is an interactive website with separate logins for teachers and students, designed for classroom teachers to implement with their students. Teachers can access a dashboard where they can set up and create classes and track student progress. They can also find a detailed Teacher's Guide with a suggested lesson sequence and resources for download.

Students complete activities, animations, videos, games, quizzes and up to three pieces of assessment, under guidance from their teacher.

What is the age range for Journi?

The Journi program is designed to meet the cognitive, physical and developmental milestones of Year 5 and 6 students.



Why start with Years 5 and 6?

In Years 5 and 6, children are becoming more independent than ever. They're riding their bikes further from home and beginning to use public transport more. They may also be using mobile phones, or other electronic devices, which present a distraction risk.

Journi focuses on giving simple and practical advice to students, helping them keep themselves and their friends safe around the road.

How does Journi fit into the school curriculum?

The program seamlessly combines key content from the Australian Curriculum (Health and Physical Education & Digital Technologies) with meaningful road safety education.

Journi uses a guided inquiry-based approach with engaging activities using a range of digital tools. The overall inquiry question, 'What does it take to travel safely and independently?', drives student engagement and focus in relation to the assessment tasks. These tasks include the creation of an infographic and the design of a digital game or interactive quiz. All these tasks require an understanding of how to travel safely and independently.

How will Journi appeal to students?

Through the use of interactive games, students will learn about the importance of wearing helmets, being alert around the road and avoiding distractions. These games feature embedded learning about key road safety behaviours while also providing a fun experience that grabs student attention.

Frequently asked questions

Why games?

Gamification has been shown to be an effective way of communicating important educational concepts to children of all ages. This innovative approach rewards students as they make progress, encouraging participation and reinforcing positive behaviours.

Will it be easy to use?

Journi is easy and enjoyable for both teachers and students to use. The 'Resources' section of the website provides teachers with a comprehensive overview of the Journi program as well as detailed lesson plans and printable student resources. When students log on, they will explore a number of engaging videos, including instructional how-to screencasts for digital exercises.

What tech is required for Journi?

Students will need a laptop or desktop connected to the internet, with a web browser. Journi works best in Google Chrome, Microsoft Edge, Mozilla Firefox or Apple Safari.

Teachers may also be able to adapt some parts of Journi to implement where the students don't need a computer. For example, play the videos to the class to invite discussion, or use the assessment tasks.

It's important to note that the 'Arcade' and 'Games' included in Journi do not currently work on iPads or other tablets, as well as Internet Explorer.

What are the road safety messages?

Journi targets three road safety behaviours: wearing a bicycle helmet; avoiding distraction and crossing the road safely. These topics were chosen because they are relevant to 10-12 year olds. The messages used provide a foundation for future messages leading up to more independent road use and learning to drive.

Other programs came to our school to talk about road safety – doesn't that cover off on our responsibility?

Journi was developed in consultation with educators and road safety program providers. By combining Journi with other road safety education programs, students receive a much richer learning experience that reinforces safe behaviours on and around roads. A foundation can be set in the classroom by Journi and the road safety messages can be reinforced through other road safety education programs.


How do I find Journi?

It is easy to find on Scootle and The Learning Place. It can also be accessed via journi.tmr.qld.gov.au

How do I have my say about Journi?

TMR want you to try Journi and provide feedback on what works well in your classroom and what doesn't. We want to make Journi the best learning experience it can possibly be, so we will be evaluating how well it works and whether it should be expanded.

As part of this, a survey will be conducted for you to share your views. We would also like volunteers to give us direct, more in-depth feedback on the program. If you are interested in participating, please email journi@tmr.qld.gov.au to register your interest.



Why should I try Journi?

Do you help your children learn at home? Parents can now access Journi.

Journi Years 5 & 6 Home Teachers Parents

Introducing Journi, an interactive road safety program designed for learning from home or in the classroom.

Interactive
Students learn fundamental road safety awareness through games, quizzes and videos, embedding key road safety behaviours into interactive learning.

Years 5 & 6
Australian Curriculum learning areas:
✔ Health and Physical Education
✔ Digital Technologies
[Register now](#)

Educational
Journi helps students develop their digital literacy skills, as well as critical thinking and analytical skills, and other fundamental educational concepts.

Are you a teacher?
Journi is an online learning initiative supporting road safety and education in Queensland. This engaging teaching and learning experience has been developed in collaboration with experts in both road safety and education to help keep kids safe.
[Journi for teachers](#)

Are you a parent?
With many children now learning from home, Journi provides an online, interactive experience that engages students in ways to keep themselves and others safe on and around roads. Journi drives development of critical and creative thinking. It is aligned with the Australian Curriculum, and is designed to be used when learning from home as well as in the classroom.
[Journi for parents](#)

Contact | Help | Privacy Statement | Right to Information | Accessibility | Terms of Use
© The State of Queensland (Department of Transport and Main Roads) 2010-2020
Queensland Government

Journi is suitable for all Queensland students.

Journi includes support for students who use assistive technologies to browse the web, and all video content includes transcriptions and closed captions. Journi can reach students across Queensland who may not otherwise have access to road safety education until senior high school. Further, teachers can adapt Journi assessment to fit the needs of their local community.

Journi supports Queensland teachers to implement the Australian Curriculum.

Journi provides user friendly, curriculum linked resources for teachers to deliver in class, across multiple lessons. Journi also features teacher support tools, including additional supporting materials for teachers regarding the coding content.

Journi is designed to be fun and easy to use, and importantly, to keep students engaged.

Gamification elements encourage students to work through content and allows them to personalise their experience.

Journi has been developed with flexibility in mind.

Journi caters for diverse practices and capabilities in learning environments across the State, Independent and Catholic education sectors and the geographic regions of Queensland.

Invest now to help Queensland kids travel safely into the future.

Children and young people are among our most vulnerable road users. A leading cause of childhood death in Australia is road traffic crashes. This is why road safety education is vital from an early age.

Include Journi in your Semester 1 2021 planning.

Journi has been developed with teachers and students in mind. Try Journi out during Semester 1, and tell us what you think, how it could be used or what could be improved.