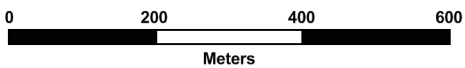







SCALE:



Scale: 1:10,280



LEGEND:

-  Boundary of safe night precinct
-  Waterway
-  Parks and reserves
-  Property boundaries
-  Road casements

## IPSWICH CBD