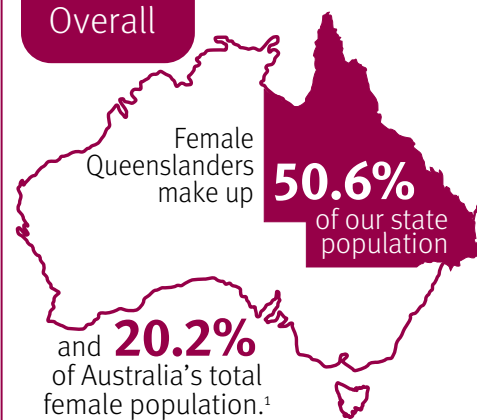



Overall



Around **one in five** females (22.1%) **is born overseas.**²



Aboriginal and Torres Strait Islander females make up about



of total female population.³

Life expectancy

at birth in 2017–2019 for all Queenslanders.⁴




84.8 years

Life expectancy at birth in 2015–2017 for Aboriginal and Torres Strait Islander Queenslanders.⁵



72 years

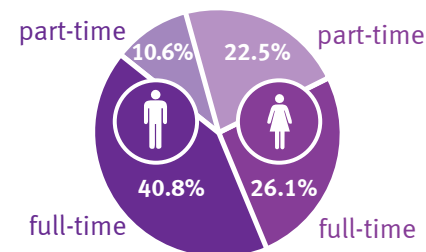
About **one-third (31.5%)** of females aged **65 years and older live alone**




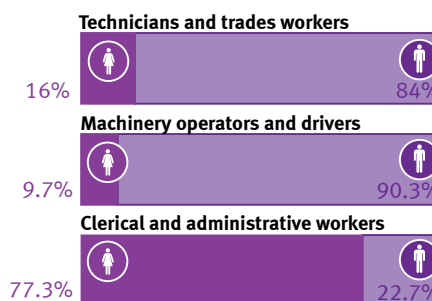
compared with **18.4%** of males in the same age group.⁶

Participation and leadership

All employed persons consist of ⁷



Females continue to **over-represent clerical and administrative workers**, but under-represent other occupations.⁸



Females aged 15 years and older spend 15 hours or more every week **on unpaid activities.**⁹

Accessing part time work arrangements to care for children¹⁰



37.9% of all **serving judges and magistrates**, including the Chief Justice of Queensland are **female.**¹¹



16% of **chief executives and managing directors** are female.¹²

Economic security

Females comprise **60.3%** of **commencements** and

60.6% of **completions** of higher education award courses.¹³



In **every age group** on average **females have lower superannuation balances**, with those aged 70 years and over showing the largest gap.¹⁴



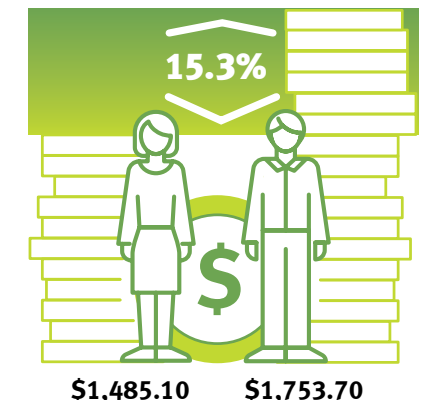
Females account for **57.3%** of people accessing government-funded specialist **homelessness services.**¹⁵

Females comprise **56.3%** of all **public rental housing tenants** and




56.5% of all **state-owned and managed Aboriginal and Torres Strait Islander housing tenants.**¹⁶

Gender pay gap on average in a full-time working week.¹⁷



Safety

32.6% females **69.6%** males **feel safe or very safe walking alone** in their local area after dark.¹⁸



Females are over **three times** **more likely than males to be killed by a partner.**¹⁹



84.7% of **victims of sexual assault** are females.²⁰




Females account for **67.6%** of all alleged **victims of elder abuse.**²¹





Females account for **75%** of all Queensland clients seeking government-funded **specialist homelessness services**, due to **domestic and family violence** as a main reason.²²


Health and wellbeing



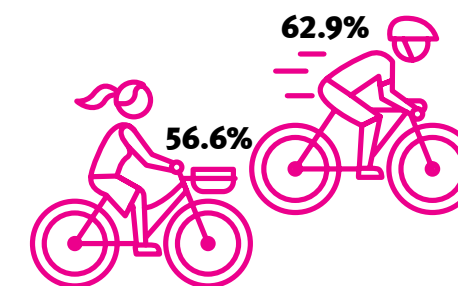
Females have **an average of just under two children** during their reproductive life at the **fertility rate** of



Mental and behavioural health problems.²⁶



Females are **less likely to be sufficiently active** for health benefits.²⁷




Girls aged 5–17 years are **less likely to be active daily.**²⁸




Some comparisons

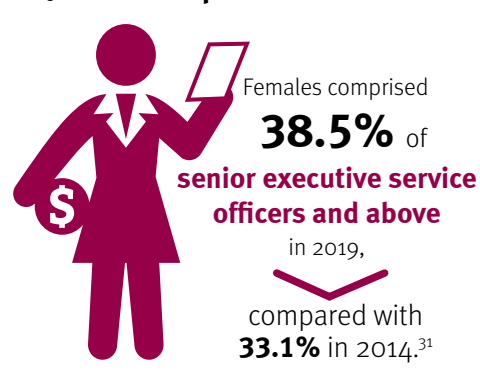
Queensland Parliament



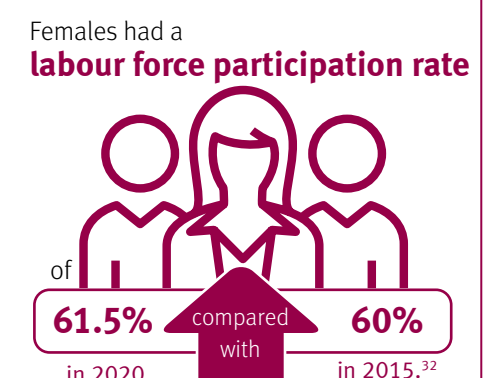
Queensland Government bodies



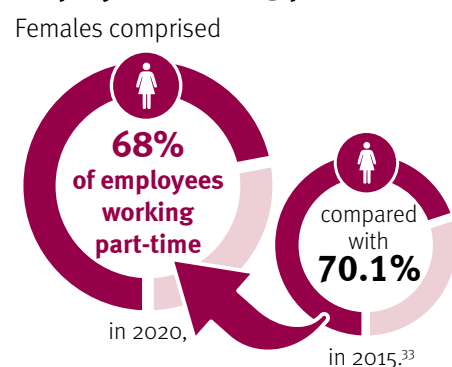
Queensland public sector



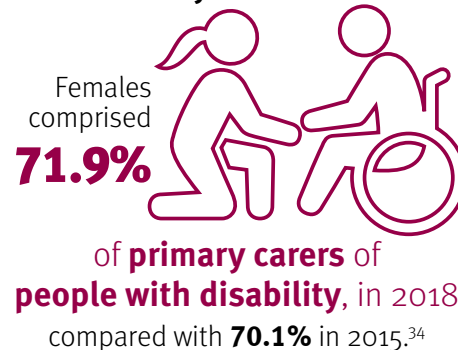
Labour force



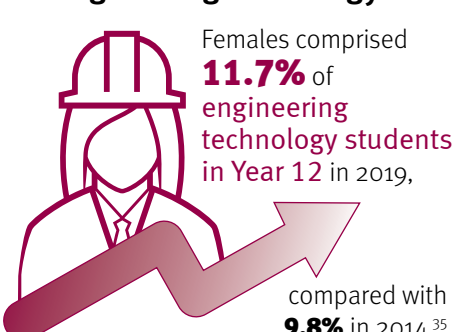
Employees working part-time




Primary carers of people with disability



Year 12 student's enrolments in engineering technology



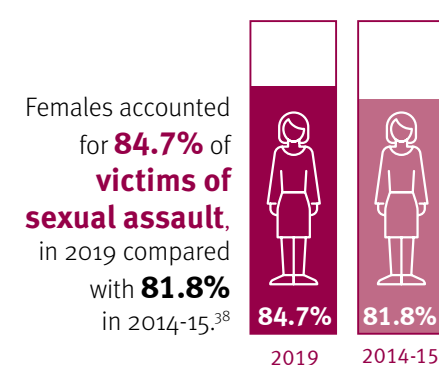
Gender pay gap



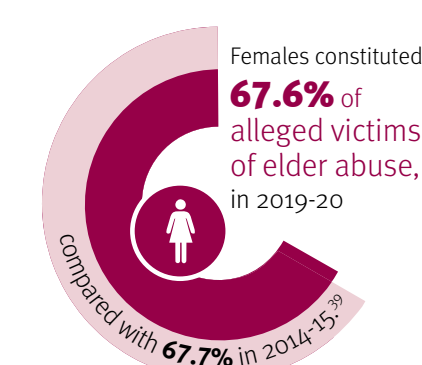
Government-funded specialist homelessness services



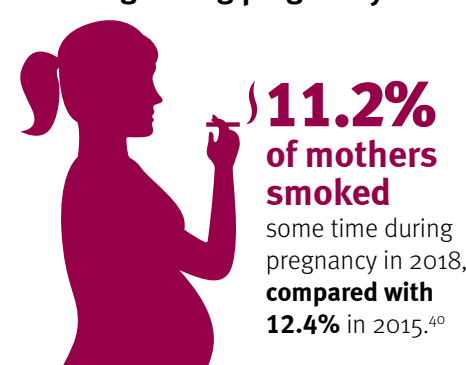
Sexual assault



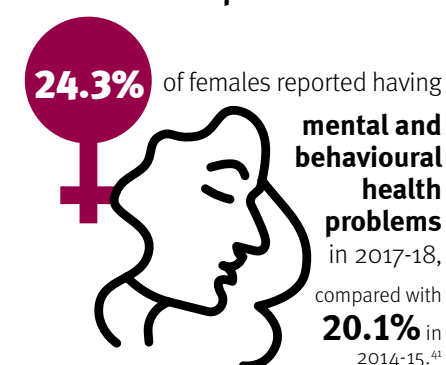
Victims of elder abuse



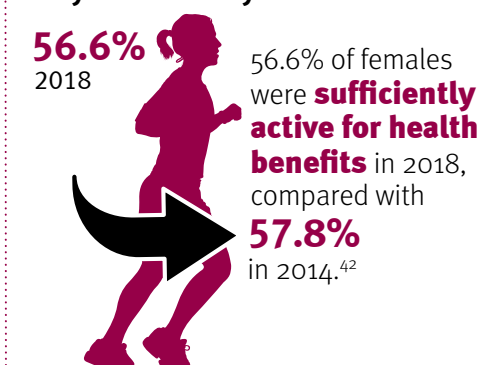
Smoking during pregnancy



Mental health problems



Physical activity



Queensland Women's Strategy 2016–21

2020 Gender Equality Report Cards — in brief**References**

For full details of the references, contact the Office for Women (women@qld.gov.au)

1. Australian Bureau of Statistics, Australian demographic statistics, Population - states and territories, cat. no. 3101.0.
2. Australian Bureau of Statistics, 2016 Census of Population and Housing, cat. no. 2003.0.
3. Australian Bureau of Statistics, 2016 Census of Population and Housing, cat. no. 2001.0.
4. Australian Bureau of Statistics, Life tables, states, territories and Australia, cat. no. 3302.0.55.001.
5. Australian Bureau of Statistics, Life tables for Aboriginal and Torres Strait Islander Australians, cat. no. 3302.0.55.003.
6. Australian Bureau of Statistics, 2016 Census of Population and Housing, cat. no. 2001.0.
7. Australian Bureau of Statistics, Labour force, Australia, cat. no. 6202.0.
8. Australian Bureau of Statistics, Labour force, Australia, detailed, quarterly, cat. no. 6291.0.55.003.
9. Australian Bureau of Statistics, 2016 Census of Population and Housing, cat. no. 2001.0.
10. Australian Bureau of Statistics, Childhood education and care, Australia, cat. no. 4402.0.
11. The Australasian Institute of Judicial Administration (AIJA), AIJA Judicial gender statistics: Number and Percentage of Women Judges and Magistrates.
12. Australian Bureau of Statistics, Labour force, Australia, detailed, quarterly, cat. no. 6291.0.55.003.
13. Australian Government Department of Education and Training, Higher Education Data Collections, uCube.
14. Australian Bureau of Statistics, Microdata: Income and Housing, cat. no. 6541.0.30.001, data generated using ABS TableBuilder.
15. Australian Institute of Health and Welfare, Specialist homelessness services, Supplementary tables - Queensland.
16. Queensland Department of Housing and Public Works, SAP R/3@31 August 2020, unpublished data.
17. Australian Bureau of Statistics, Average weekly earnings, Australia, cat. no. 6302.0.
18. Australian Bureau of Statistics, General social survey, summary results, Australia, cat. no. 4159.0, customised data.
19. Coroners Court of Queensland, Queensland domestic and family homicide statistical database, unpublished data. Data is preliminary only and is subject to change as more information is gathered as part of the coronial investigation.
20. Australian Bureau of Statistics, Recorded crime – victims, Australia, cat. no. 4510.0.
21. Elder Abuse Prevention Unit, Year in review, unpublished data.
22. Australian Institute of Health and Welfare, Specialist homelessness services, Supplementary tables - Queensland.
23. Queensland Health, The health of Queenslanders. Report of the Chief Health Officer Queensland.
24. Australian Bureau of Statistics, Births, Australia, cat. no. 3301.0.
25. *ibid.*
26. Australian Bureau of Statistics, National health survey, cat. no. 4364.0.55.001.
27. Queensland Health, The health of Queenslanders. Report of the Chief Health Officer Queensland.
28. *ibid.*
29. Queensland Parliament, Members — current members including Ministers and shadow Ministers.
30. Queensland Government Department of Premier and Cabinet, Register of Appointees to Queensland Government Boards, unpublished data.
31. Queensland Government Public Service Commission, Queensland public sector quarterly workforce profile.
32. Australian Bureau of Statistics, Labour force, Australia, cat. no. 6202.0. (Note: Due to the unavailability of a trend labour force participation rate for 2020, a seasonally adjusted labour force participation rate for 2020 is included.)
33. *ibid.*
34. Australian Bureau of Statistics, Disability, ageing and carers, Australia, cat. no. 4430.0.
35. Queensland Curriculum and Assessment Authority, Subjects: Enrolments and levels of achievement.
36. Australian Bureau of Statistics, Average weekly earnings, Australia, cat. no. 6302.0.
37. Australian Institute of Health and Welfare, Specialist homelessness services, Supplementary tables — Queensland.
38. Australian Bureau of Statistics, Recorded crime — victims, Australia, cat. no. 4510.0.
39. Elder Abuse Prevention Unit, Year in review, unpublished data.
40. Queensland Health, Queensland perinatal statistics.
41. Australian Bureau of Statistics, National health survey, cat. no. 4364.0.55.001.
42. Queensland Health, The health of Queenslanders. Report of the Chief Health Officer Queensland.

