

Office of Liquor and Gaming Regulation

Approved Seals

Version 1.9



Queensland
Government

© The State of Queensland (Department of Justice and Attorney-General) 2017. Copyright protects this publication. The State of Queensland has no objection to this material being reproduced but asserts its right to be recognised as author of its original material and the right to have its material remain unaltered. Enquiries should be addressed to crown.copyright@qld.gov.au

The information contained herein is subject to change without notice. The copyright owner shall not be liable for technical or other errors or omissions contained herein. The reader/user accepts all risks and responsibility for losses, damages, costs and other consequences resulting directly or indirectly from using this information.

For further information, please contact the Office of Liquor and Gaming Regulation on 13 QGOV (13 74 68) or visit <https://www.business.qld.gov.au/industry/liquor-gaming>

1 Contents

1	Contents	3
2	Introduction	4
3	Definitions / Abbreviations	4
4	Approved Seals	5
5	Suppliers of Approved Seals	10
6	Restrictions on Seal Use	12
7	Revision History	13

2 Introduction

2.1 Policy

All seals required to secure regulated gaming equipment and approved ID scanners must be approved. This approval is subject to the seal being fit for purpose so as to ensure the integrity of gaming equipment in Queensland.

Adhesive seal types must be used with high risk devices and applications.

2.2 Purpose

The purpose of this document is to advise the industry of approved Seals and who their suppliers are to:

- Ensure that only approved seals are used to secure gaming equipment.
- Ensure all seals are uniquely identified and able to be tracked to a licensed party.
- Achieve a high standard of integrity of seals used in gaming in Queensland.

2.3 Scope

This document is applicable to seals which are required to be used, as specified in legislation or as part of the technical requirements for equipment approvals under the following Acts:

- *Casino Control Act 1982*
- *Charitable and Non Profit Gaming Act 1999*
- *Gaming Machine Act 1991*
- *Keno Act 1996*
- *Liquor Act 1992*
- *Lotteries Act 1997*
- *Wagering Act 1998*

Note seals must be placed on the following types of equipment:

- Electronic Gaming Machines (EGMs)
- Site Controllers (SC)
- Any Jackpot Triggering Device (JTD) that is not an EGM
- ID Scanning equipment
- On any other equipment as directed by the Commissioner for Liquor and Gaming

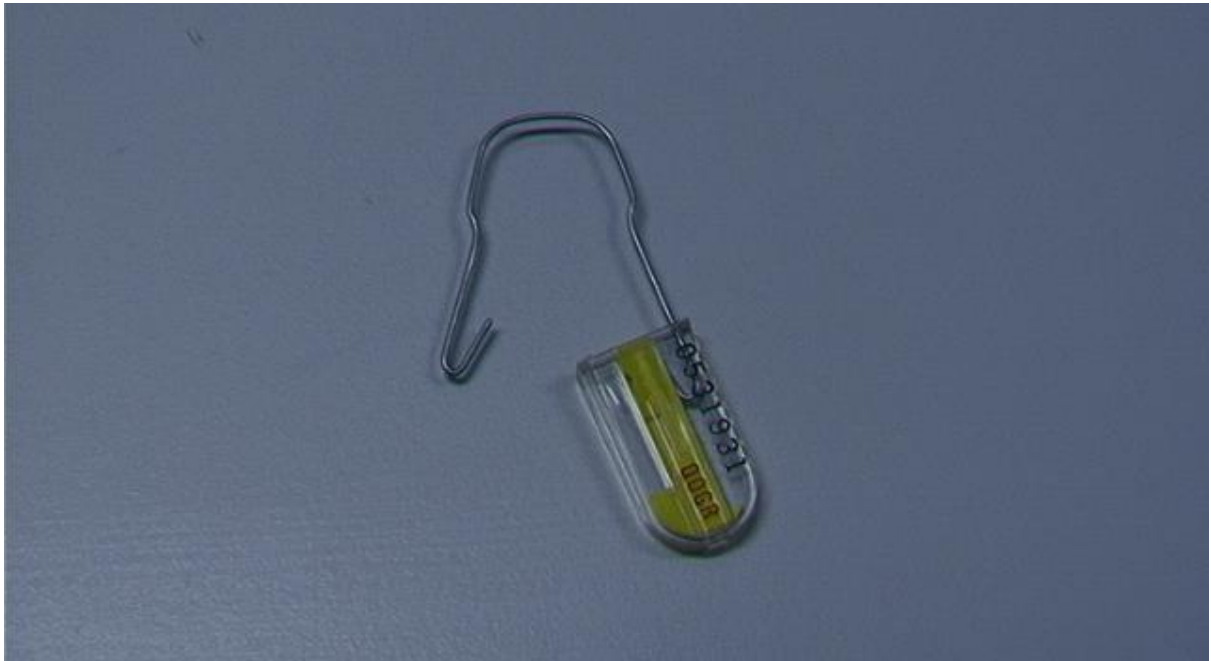
3 Definitions / Abbreviations

3.1 Seal

Device used to secure a door or access to an area which must be broken for the area to be accessed. If the secured area is accessed the seal must clearly indicate this. Each seal must be uniquely numbered to allow tracking of when the seal was applied and when the secured area was last accessed.


4 Approved Seals

4.1 Harcor: Brooks Enduro Acrylic Padlock Seal




Brooks Enduro Acrylic Padlock Seal Part no: br03914

4.2 B-Sealed: Jawlock (205mm and 255mm)



B-Sealed Jawlock 205mm & B-Sealed Jawlock 255mm

4.3 B-Sealed: Padlock



B-Sealed Padlock

4.4 Vikoh: Subscribe Commission Seal



'Subscribe' Tamper Evident Security Commission Seal


Note: The TABCORP and Treasury Casino name / logo must be changed to that of the appropriate operator.

Note: This seal is not approved for the application of sealing EGMs.

4.5 Corsair Trading P/L Seals




CS-05 (Top) CS-02 (Bottom)




CS-03

4.6 Safepak (Unisto Seals) – Venus 220



Venus 220 (Front)



Venus 220 (Back)

Note:

1. There must be no slack (in the loop) when the seal is applied.
2. The printed labels on these seals are susceptible to being “rubbed” off (not embossed, just printed on). Provided this isn’t done intentionally, the labels are readable and the barcode is scannable.
3. The tail of the seal must not be removed or cut when the seal is applied, as this can be used to identify any evidence of tampering.

4.7 B-Sealed: X-Safe Total-transfer Tamper Evident Labels (85mm x 40mm)



X-Safe Total-transfer Tamper Evident Labels (85mm x 40mm)

Note: This seal is only approved to be used on ID scanners and ID scanning systems

5 Suppliers of Approved Seals

5.1 Harcor

Supplier: Harcor Security Seals Pty. Ltd.
Address: Unit 2 / 5-7 Cairns Street
Loganholme QLD 4129
Telephone: + 61 (0)7 3209 8225
Fax: + 61 (0)7 3823 3774
E-mail: sales@harcor.com.au
Website: <http://www.harcor.com.au>

5.2 B-Sealed Pty. Ltd.

Supplier: B-Sealed Pty. Ltd.
Address: PO Box 8223
Baulkham Hills DC NSW 2153

Unit 10a, 14-16 Stanton Road
Seven Hills NSW 2147
Telephone: (02) 9620 5988
Fax: (02) 9620 5899
E-mail: sales@bsealed.com.au
Website: <http://www.bsealed.com.au>

5.3 Vikoh

Supplier: Vikoh Pty Ltd.
Address: 8-14 St Jude Court,
Browns Plains QLD 4118
Telephone: +61-7-3800 4910
Fax: +61-7-3800 4920
E-mail: sales@vikoh.com
sales@vikoh.com.au
Website: <http://www.vikoh.com/>

5.4 Corsair

Supplier: Corsair Trading P/L.
Address: 26/45 Deakin Street
Kangaroo Point QLD 4169
Telephone: +61 417 753 442
Fax: (07) 3393 0315
E-mail: info@corsairtrading.com.au
Website: <http://corsairtrading.com.au/>

5.5 Safepak

Supplier: Safepak Limited.
Address: PO Box 46018
Herne Bay 1147 New Zealand

300 Richmond Road
Grey Lynn 1021 New Zealand
Telephone: +64 9 360 3236 (Auckland)
(02) 9427 3146 (Sydney)
Fax: (02) 9427 3146
E-mail: info@safepak.co.nz
info@unisto.com.au
Website: <http://www.safepak.co.nz/>

6 Restrictions on Seal Use

- 6.1.1 Each seal must be indelibly identified with the licensed operator's, licensed service contractor's or Approved Operator's name or logo.
- 6.1.2 Each seal must be uniquely numbered with respect to the operator or service contractor's name as identified on the seal.
- 6.1.3 Upon installation, pull through seals must be completely pulled through to minimise the risk of the seal being removed and reapplied.
- 6.1.4 Seals must be applied at the designated seal point in accordance with any approval conditions concerning sealing or seal types and any instructions for the seal type from the seal manufacturer.

7 Revision History

Version	Changes	QIR	Who	Release Date
1.0	Initial release		RL	20/03/02
1.1	Corrected contact details of seal suppliers		RL	22/10/03
1.2	Changed document title from Approval to Approved		DS	27/05/04
1.3	Updated Contact details	313	JA	3/03/2005
1.4	Update format. Add Mikoh Adhesive Seal. Separate Seal and Supplier sections.	498	CH	1/9/06
1.5	Add restrictions on seal use to explicitly require unique identifier on each seal. Update to incorporate new titles. Update Supplier contact information. Update to include the Corsair Trading physical seal.	611 732	LC CB	18/11/08
1.5.1	Updated to new DEEDI Report document template		RLL	20/8/2010
1.6	Updated contact details for Vikoh (formerly Mikoh) and B-Sealed (formerly Interpac) Update to DJAG template.	-	JM RLL NW	1/08/2011
1.7	Added new Corsair Seal type CS-03 Updated contact details for Harcor & Vikoh		RL	31/01/2013
1.8	Added new Venus 220 Seals from Safepak, Migrated to new DJAG template, Inclusion of Liquor Act with respect to ID Scanners.	-	JA	4/9/2015
1.8.1	Update to new JAG template		JG	19/7/2016
1.9	Added B-Sealed X-Safe Tamper Evident Labels Updated contact details Minor corrections		NW	8/03/2017

Note to Editors:

Seal photos should show:

- a scale indicator (e.g. a coin or ruler)
- a locked and unlocked view combined with a front/rear view
- fairly high resolution for detail; half a page approx

Check seal supplier contact details if the last revision is greater than one year ago.